

# TEST LABORATORY



SÄCHSISCHES  
TEXTIL  
FORSCHUNGS  
INSTITUT e.V.

The test laboratory is accredited in compliance with DIN EN ISO/IEC 17025 by the Deutsche Akkreditierungsstelle GmbH. The accreditation is also valid for products of Regulation EU 2016/425. Test methods not included in the scope of accreditation are marked by a \*.



## TEST REPORT

**Order number STFI:** 20201053  
**Order number client:** none  
**Report date:** 11 May 2020  
**Person responsible:** Reinhardt  
**Orderer:** Vescom B.V.  
Sint Jozefstraat 20  
5753 AV Deurne  
NETHERLAND  
**Test order:**  
**Date:** 08 May 2020  
**Order received:** 08 May 2020  
**Material received:** 08 May 2020

### Material to analyse:

| signed by client |          | code for order processing |  |
|------------------|----------|---------------------------|--|
| MORONI 8060      | col.: 25 | P1053 20 1                |  |
| MORONI 8060      | col.: 05 | P1053 20 2                |  |
| MORONI 8060      | col.: 19 | P1053 20 3                |  |

The sampling was supplied by the client. The test department is not informed about the sampling procedure.

### Analysis content:

- (1) Remission and transmission in the visible light range in accordance with DIN EN 410: 2011-04 (DIN EN 14500: 2008-08)
- (2) Remission and transmission in the global radiation range in accordance with DIN EN 410: 2011-04 (DIN EN 14500: 2008-08)
- (3)\* Calculation of the total energy permeability degree  $g_{tot}$  of a window system with sun protective material, following DIN EN ISO 52022-1: 2018-01 and approximate calculation of the reduce factor  $F_c$  following DIN EN 14501: 2006-02
- (4)\* Calculation of the total energy permeability degree  $g_{tot}$  and the direct solar transmittance  $\tau_{e,tot}$  of a window system with sun protective material, following DIN EN ISO 52022-1: 2018-01 and approximate calculation of the reduce factor  $F_c$  and the secondary heat transfer factor  $q_{i,tot}$  following DIN EN 14501: 2006-02 (only for reference glazing C of DIN EN 14501: 2006-02)
- (5) Direct and diffuse transmission measurement in the visible light range in accordance with DIN EN 410: 2011-04 (DIN EN 14500: 2008-08)
- (6)\* Classification of glare control in accordance with DIN EN 14501: 2006-02 (p.15; paragraph 6.3; table 8)
- (7)\* Classification of privacy night in accordance with DIN EN 14501: 2006-02 (p.16; paragraph 6.4; table 9)
- (8)\* Classification of the visual contact with the outside in accordance with DIN EN 14501: 2006-02 (p.17; paragraph 6.5; table 10)
- (9)\* Classification of the daylight utilisation in accordance with DIN EN 14501: 2006-02 (p.18; paragraph 6.6; table 11) on the basis of the rotational symmetric diffuse/hemispherical light transmission degree  $\tau_{v,dif-h}$ , approximately calculated after equation 18 in DIN EN 14500: 2008-08

\* Standards for calculation and assessment are not allowed for accreditation

### Conditions and equipment for optical tests:

| test parameter                           | symbol           | range of radiation                |
|--|------------------|-----------------------------------|
| light transmission degree                | $\tau_{v,n-h}$   | 380...780 nm (standard light D65) |
| light remission degree                   | $\rho_{v,n-h}$   | 380...780 nm (standard light D65) |
| light absorption coefficient             | $\alpha_v$       | 380...780 nm                      |
| UV - transmission degree                 | $\tau_{uv}$      | 280...380 nm (UV-radiation)       |
| solar transmission degree                | $\tau_{e,n-h}$   | 280...2500 nm (global radiation)  |
| solar remission degree                   | $\rho_{e,n-h}$   | 280...2500 nm (global radiation)  |
| solar absorption coefficient             | $\alpha_e$       | 280...2500 nm                     |
| normal/normal light transmission degree  | $\tau_{v,n-n}$   | 380...780 nm (standard light D65) |
| normal/diffuse light transmission degree | $\tau_{v,n-dif}$ | 380...780 nm (standard light D65) |

Equipment: UV-VIS-NIR double beam spectrophotometer, company PERKIN - ELMER Corp., USA; 150 mm integrating sphere; irradiation perpendicular to the integrating sphere opening; 8° slope of the sample area to the light incidence axis for remission measurements

For each material sample of the client three samples in the format (55 x 75) mm are taken, one in the machine direction, one in the cross machine direction and one diagonally. The irradiation takes place, if not otherwise noted, on the material side which is faced to the window system.

### Description of classification for visual comfort:

Description of classification for glare control, privacy night, visual contact with the outside and the daylight utilisation is given in DIN EN 14501: 2006-02 (p.13; paragraph 6.1 table 5).

| Influence on visual comfort |                   |              |                 |             |                  |
|-----------------------------|-------------------|--------------|-----------------|-------------|------------------|
| class                       | 0                 | 1            | 2               | 3           | 4                |
|                             | very small effect | small effect | moderate effect | high effect | very high effect |

**Test results:****(1) Light range****UV-range**

| code     | light transmission degree | light remission degree | light absorption coefficient | UV-transmission degree <sup>1)</sup> |
|----------|---------------------------|------------------------|------------------------------|--------------------------------------|
| P1053_20 | $\tau_{v,n-h}$            | $\rho_{v,n-h}$         | $\alpha_v$                   | $\tau_{uv}$                          |
| 1        | 0,0000                    | 0,7953                 | 0,2047                       | 0,0000                               |
| 2        | 0,0000                    | 0,7090                 | 0,2910                       | 0,0000                               |
| 3        | 0,0000                    | 0,8087                 | 0,1913                       | 0,0000                               |

<sup>1)</sup> In textile samples which were finished with an optical brightener the measured values of the UV-transmission degree could be doubtful (higher) under the use of the above described measuring method.

**(2) Global radiation range**

| code     | solar transmission degree | solar remission degree | solar absorption coefficient |
|----------|---------------------------|------------------------|------------------------------|
| P1053_20 | $\tau_{e,n-h}$            | $\rho_{g,n-h}$         | $\alpha_g$                   |
| 1        | 0,0010                    | 0,6787                 | 0,3203                       |
| 2        | 0,0010                    | 0,6487                 | 0,3503                       |
| 3        | 0,0010                    | 0,7083                 | 0,2907                       |

**(3)\* Total energy permeability degree  $g_{tot}$  and reduce factor  $F_c$** 

| code     | single glazing                                |       | double glazing with air interspace            |       | double glazing with low emission degree and argon interspace |       | triple glazing with low emission degree and argon interspace |       |
|----------|---|-------|---|-------|--|-------|--|-------|
|          | $U_g=5,8 \text{ W/(m}^2\text{K)}$<br>$g=0,85$ |       | $U_g=2,9 \text{ W/(m}^2\text{K)}$<br>$g=0,76$ |       | $U_g=1,2 \text{ W/(m}^2\text{K)}$<br>$g=0,59$                |       | $U_g=0,8 \text{ W/(m}^2\text{K)}$<br>$g=0,55$                |       |
| P1053_20 | $g_{tot}$                                     | $F_c$ | $g_{tot}$                                     | $F_c$ | $g_{tot}$  | $F_c$ | $g_{tot}$  | $F_c$ |
| 1        | 0,32  | 0,37  | 0,35  | 0,46  | 0,35   | 0,59  | 0,34   | 0,62  |
| 2        | 0,33  | 0,39  | 0,36  | 0,48  | 0,36   | 0,60  | 0,35   | 0,63  |
| 3        | 0,30  | 0,35  | 0,33  | 0,44  | 0,34   | 0,57  | 0,33   | 0,60  |

| code     | reference glazing - DIN EN 13363-1: 2007-09                     |       |  |       |
|----------|---|-------|--|-------|
|          | triple glazing<br>$U_g=2,0 \text{ W/(m}^2\text{K)}$<br>$g=0,65$ |       | double glazing with thermal protective covering<br>$U_g=1,6 \text{ W/(m}^2\text{K)}$<br>$g=0,70$ |       |
| P1053_20 | $g_t$   | $F_c$ | $g_t$  | $F_c$ |
| 1        | 0,35  | 0,54  | 0,36   | 0,51  |
| 2        | 0,36  | 0,56  | 0,37   | 0,53  |
| 3        | 0,34  | 0,52  | 0,34   | 0,49  |

**(4)\* Total energy permeability degree  $g_{tot}$ , direct solar transmittance  $\tau_{e,tot}$ , reduce factor  $F_c$  and secondary heat transfer factor  $q_{i,tot}$**

| double glazing with low emission degree<br>(reference glazing C of DIN EN 14501: 2006-02) |  |       |                                 |             |
|---|--|-------|---------------------------------|-------------|
| code  | $U_g=1,2 \text{ W}/(\text{m}^2\text{K})$<br>$g=0,59$ |       | $\tau_e=0,49$<br>$\rho'_e=0,27$ |             |
| P1053_20  | $g_{tot}$  | $F_c$ | $\tau_{e,tot}$                  | $q_{i,tot}$ |
| 1   | 0,35   | 0,59  | 0,00                            | 0,35        |
| 2   | 0,36   | 0,60  | 0,00                            | 0,36        |
| 3   | 0,34   | 0,57  | 0,00                            | 0,34        |

**Mounting assumptions:**

- sun protective material inside and closed
- aerated interspace to the glazing

The mathematical model in DIN EN ISO 52022-1: 2018-01 (simplified method) for calculation of  $g_{tot}$  and  $\tau_{e,tot}$  is appropriated to a coarse compare of sun protection materials. The model is only valid for the following boundary requirements:

- $0 \leq \tau_{e,n-h} \leq 0,5$
- $0,1 \leq \rho_{e,n-h} \leq 0,8$

If the above mentioned boundary requirements are not fulfilled, the calculation of  $F_c$  from  $g_{tot}$  and  $g$  is not guaranteed either. The calculation is recommended in accordance with DIN EN ISO 52022-3: 2018-01 (detailed calculation method). Therefore it is necessary to measure the reflection of the sample side which is not directly exposed by the sun radiation and the sample thickness at least in addition to the data of this order. In case of known conditions to be used at a building it is unalterable.

**(5) Diffuse and normal transmission in the visible light range**

| code     | normal/hemispherical<br>light transmission<br>degree | normal/diffuse<br>light transmission<br>degree | normal/normal<br>light transmission<br>degree |
|----------|--|--|---|
| P1053_20 | $\tau_{v,n-h}$                                       | $\tau_{v,n-dif}$                               | $\tau_{v,n-n}$                                |
| 1        | 0,0000   | 0,0000   | 0,0000  |
| 2        | 0,0000   | 0,0000   | 0,0000  |
| 3        | 0,0000   | 0,0000   | 0,0000  |

**(6-8)\* Classification**

| code     | glare control | privacy night | sight contact with the<br>outside |
|----------|---------------|---------------|-----------------------------------|
| P1053_20 |               |               |                                   |
| 1        | 4             | 4             | 0                                 |
| 2        | 4             | 4             | 0                                 |
| 3        | 4             | 4             | 0                                 |

**(9)\* Classification of the daylight utilisation**

| code     | diffuse/hemispherical<br>light transmission degree | daylight utilisation |
|----------|--|----------------------|
| P1053_20 | $\tau_{v,dif-h}$                                   |                      |
| 1        | 0,0000   | 0                    |
| 2        | 0,0000   | 0                    |
| 3        | 0,0000   | 0                    |

The results are mean values from three measurements; spectrograms are kept in the test department.


Unless otherwise agreed, all materials we received within this order will be kept for a maximum time of 6 month. Materials which are not stored because of technical or safety reasons are excluded from that.

The testing period is defined as timeframe between receipt of samples and issue date of test report.

The test results are referring to the submitted samples. These test report is not allowed to copy in parts.

  
Dipl.-Ing. Marian Hierhammer  
Head of test department



  
Patrick Reinhardt, M.Sc.  
field responsible collaborator

# TEST LABORATORY



SÄCHSISCHES  
TEXTIL  
FORSCHUNGS  
INSTITUT e.V.

The test laboratory is accredited in compliance with DIN EN ISO/IEC 17025 by the Deutsche Akkreditierungsstelle GmbH. The accreditation is also valid for products of Regulation EU 2016/425. Test methods not included in the scope of accreditation are marked by a \*.



Deutsche  
Akkreditierungsstelle  
D-PL-11239-01-00

Authorized for the testing of heat and flame-resistant protective clothing for car racers according to FIA 8856-2000 standard by the Fédération Internationale de l'Automobile (FIA) Paris.

## TEST REPORT

**Order number STFI:** 20191153.5

**Report date:** 31 May 2019  
**Person responsible:** Reinhardt

**Orderer:** Vescom B.V.  
Sint Jozefstraat 20  
5753 AV Deurne  
NETHERLAND

### **Test order:**

**Date:** 3 May 2019  
**Order received:** 8 May 2019  
**Material received:** 8 May 2019



### Material to analyse:

1 sample fabric

|                        |                           |
|------------------------|---------------------------|
| signed by client       | code for order processing |
| MORONI Design : 806027 | P1153_19_16               |

The sampling was supplied by the client. The test department is not informed about the sampling procedure.

### Analysis content:

- (1) Measurement and assessment of the dim out and black out effect in accordance to the STFI-internal test method PM 21 and classification in conformity with DIN EN 14501: 2006-02

### Test conditions:

Two circular test patterns with diameter of 30 cm were cut out of the sample. The equipment for measuring the "illuminance reduction" contains lamps, which generate illumination intensities of 0.1 Lux up to 1000 Lux (high power-LED) and 1000 Lux up to 100 000 Lux (arc torch) in the sample area. The IR-radiation range, which is not part of the sun light, is filtered out before reaching the sample. The exposure of the sample takes place with parallelized light.

The measuring area and assessment box are geometrically and dimensionally realized that the whole sample area is observed with an 10° observation angle.

Measured values are determined at the observer position by luxmeter, as an alternative for the subjective assessment in human dark seeing mode. Also an image, made by an artificial eye camera, is supposed in this measuring mode.

The assessment of the regulation of light transmission of textile fabrics is defined in 2 classes (DIN EN 14501: 2006-02; p.15, table 6):

| Regulation of light transmission of fabrics        | Classification of fabrics |
|--|---------------------------|
| No perception of light in testing with 1000 Lux    | dim out                   |
| No perception of light in testing with 100 000 Lux | black out                 |



**Test results:****Measurement and assessment at 1000 Lux illuminance:**

| code     | illumination with sample | darkening level | Visual observation     | classification   |
|----------|--------------------------|-----------------|------------------------|------------------|
| P1153_19 | Lux                      | %               |                        |                  |
| 16       | 0,00                     | 100,00          | no perception of light | complete dim out |

**Measurement and assessment at 100.000 Lux illuminance:**

| code     | illuminance with sample | darkening level | Visual observation      | classification        |
|----------|-------------------------|-----------------|-------------------------|-----------------------|
| P1153_19 | Lux                     | %               |                         |                       |
| 16       | 0,00                    | 100,00          | scattered stars visible | no complete black out |

The parameter "darkening level" is calculated from the measured illuminances with and without sample material and does not form a basis for the classification (dim out or black out). The classification is based on the subjective visual observation.


Unless otherwise agreed, all materials we received within this order will be kept for a maximum time of 6 month. Materials which are not stored because of technical or safety reasons are excluded from that

The testing period is defined as timeframe between receipt of samples and issue date of test report.

The test results are referring to the submitted samples. These test report is not allowed to copy in parts.

  
 Dipl.-Ing. Mariam Hierhammer  
 head of test department



  
 Patrick Reinhardt, M.Sc.  
 field responsible collaborator






SÄCHSISCHES  
TEXTIL  
FORSCHUNGS  
INSTITUT e.V.

**Sample: Moroni Design: 806027**



Illuminance 100 000 Lux



Illuminance 1000 Lux